

Mimamsu

Download and Installation

Download

- Open internet browser
- Go to mimamsu.com
- Press [Sign in Required](#)

The screenshot shows the Mimamsu website in a browser. The address bar shows mimamsu.com. A green arrow labeled '1' points to the address bar. The main content area features the Mimamsu logo and a list of supported Relational Databases: Snowflake, Oracle, Teradata, MS SQL Server, DB2, Redshift, MySQL, PostgreSQL, MariaDB, and SQLite. Below this, there are four tool categories: DORM Studio (Create Data Object Relationship Maps), Store (Create dataset with metadata), Analysis Tool (Create and append statistics to dataset), and Dataset Tool (Create subset and/or filter dataset). At the bottom, there are four pricing plans: Mimamsu (\$0.00), MimamsuPro, MimamsuProPlus, and MimamsuEnt. Each plan lists supported databases and features. A green arrow labeled '2' points to the 'Sign in Required' text next to the 'Download' button for the Mimamsu (\$0.00) plan.

Mimamsu

Relational Database

- Snowflake
- Oracle
- Teradata
- MS SQL Server
- DB2
- Redshift
- MySQL
- PostgreSQL
- MariaDB
- SQLite

DORM Studio
- Create Data Object Relationship Maps.

Store
- Create dataset (with metadata).

Analysis Tool
- Create and append statistics to dataset.

Dataset Tool
- Create subset and/or filter dataset.

Mimamsu (\$0.00)

Supports:

- MySQL
- MariaDB
- PostgreSQL
- SQLite

[Download](#) [Sign in Required](#)

MimamsuPro

Supports:

- Snowflake
- Teradata
- Redshift
- Oracle
- SQL Server
- DB2
- MySQL
- MariaDB
- PostgreSQL
- SQLite

[Contact Us](#) for free trial.

MimamsuProPlus

Supports:

- Snowflake
- Teradata
- Redshift
- Oracle
- SQL Server
- DB2
- MySQL
- MariaDB
- PostgreSQL
- SQLite

Pathrunner and RelationTree Builder

[Contact Us](#) for free trial.

MimamsuEnt

Supports:

- Snowflake
- Teradata
- Redshift
- Oracle
- SQL Server
- DB2
- MySQL
- MariaDB
- PostgreSQL
- SQLite

Multi-User and Multi-Team

[Contact Us](#) for free trial.

- Press [Register](#)
- Enter Email, Password and Name
- Press

Mimamsu Register **3** In

Documentation Contact Us

* After sign-in press Download under Mimamsu(\$0.00) *

Email *

Password *

Forgot Password? Sign in

© 2023 UniGenus, LLC

Mimamsu Register Sign In

Documentation Contact Us

Registration

(Currently we only support English language)

Email Address * bob.smith@smith.com

Password *

Re-enter Password *

First Name * Bob

Last Name * Smith

* Required

Submit **5**

© 2023 UniGenus, LLC

- Press  or Sign In
- Enter Email and Password
- Press 

Registration

(Currently we only support English language)

Email Address *

bob.smith@smith.com

Password *

Re-enter Password *

First Name *

Bob

Last Name *

Smith

Registered Successfully. Please sign in to continue.

  **6**

* After sign-in press Download under Mimamsu(\$0.00) *

Email *

bob.smith@smith.com

Password *

.....

[Forgot Password?](#)

  **8**

- Press [Download](#)
- Press [Download Mimamsu for Windows](#)

mimamsu.com

- MS SQL Server
- DB2
- Redshift
- MySQL
- PostgreSQL
- MariaDB
- SQLite

- Create Data Object Relationship Maps.
- Create dataset (with metadata).
- Create and append statistics to dataset.
- Create subset and/or filter dataset.

Mimamsu (\$0.00)

Supports:

- MySQL
- MariaDB
- PostgreSQL
- SQLite

[Download](#)

MimamsuPro

Supports:

- Snowflake
- Teradata
- Redshift
- Oracle
- SQL Server
- DB2
- MySQL
- MariaDB
- PostgreSQL
- SQLite

[Contact Us](#) for free trial.

MimamsuProPlus

Supports:

- Snowflake
- Teradata
- Redshift
- Oracle
- SQL Server
- DB2
- MySQL
- MariaDB
- PostgreSQL
- SQLite

Pathrunner and RelationTree Builder

[Contact Us](#) for free trial.

MimamsuEnt

Supports:

- Snowflake
- Teradata
- Redshift
- Oracle
- SQL Server
- DB2
- MySQL
- MariaDB
- PostgreSQL
- SQLite

Multi-User and Multi-Team

[Contact Us](#) for free trial.

© 2023 UniGenus, LLC

mimamsu.com/dnld1



Mimamsu

Joe Smith
Sign Out

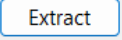
[Home](#)
[Documentation](#)
[Contact Us](#)

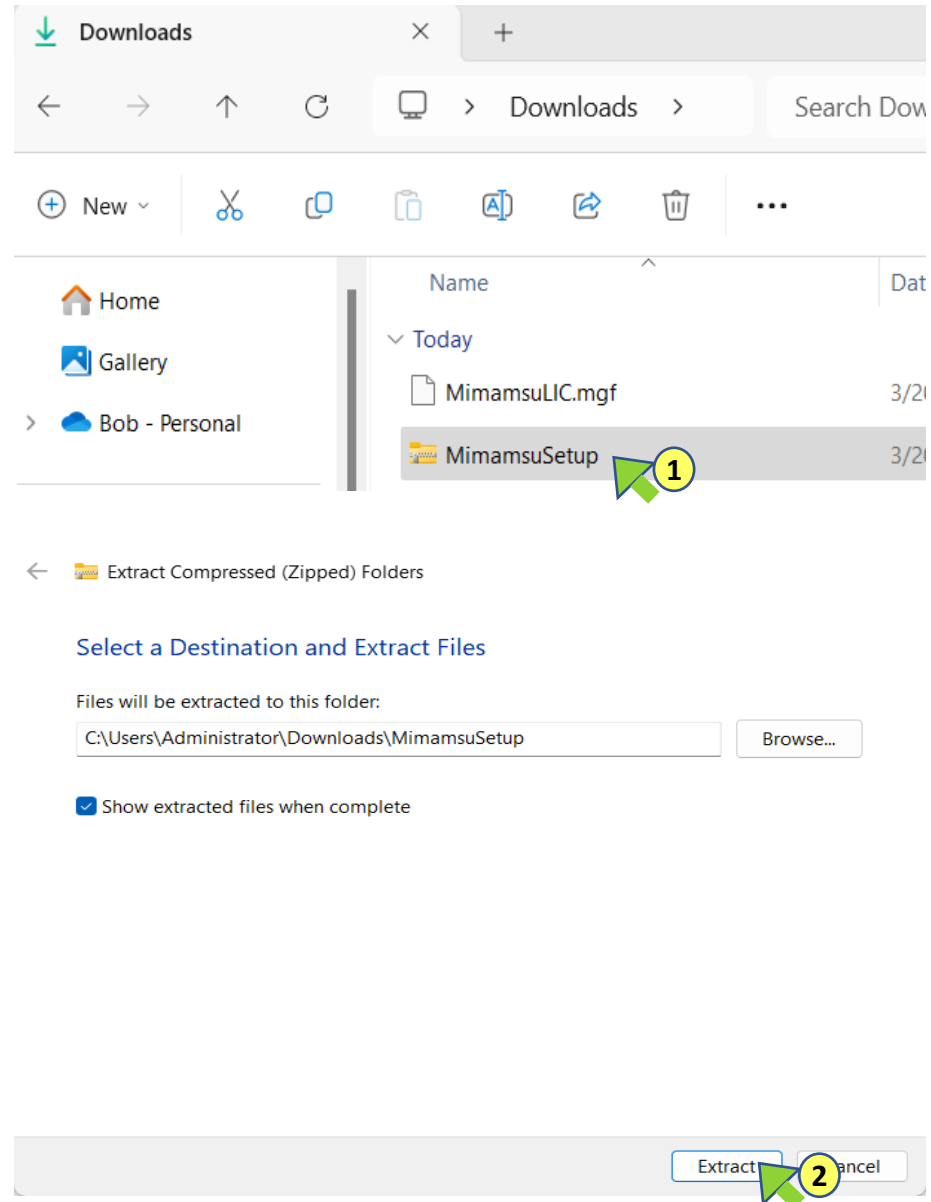
INSTALLATION: 1) After download, right-click on MimamsuWinSetup.zip and select 'Extract All'.
 2) Run (i.e.double-click) MimamsuWinSetup.exe.
 3) If you get 'Windows protected your PC', press 'More info' and then press 'Run anyway' button.

[Download Mimamsu for Windows \(MimamsuSetup.zip\)](#)

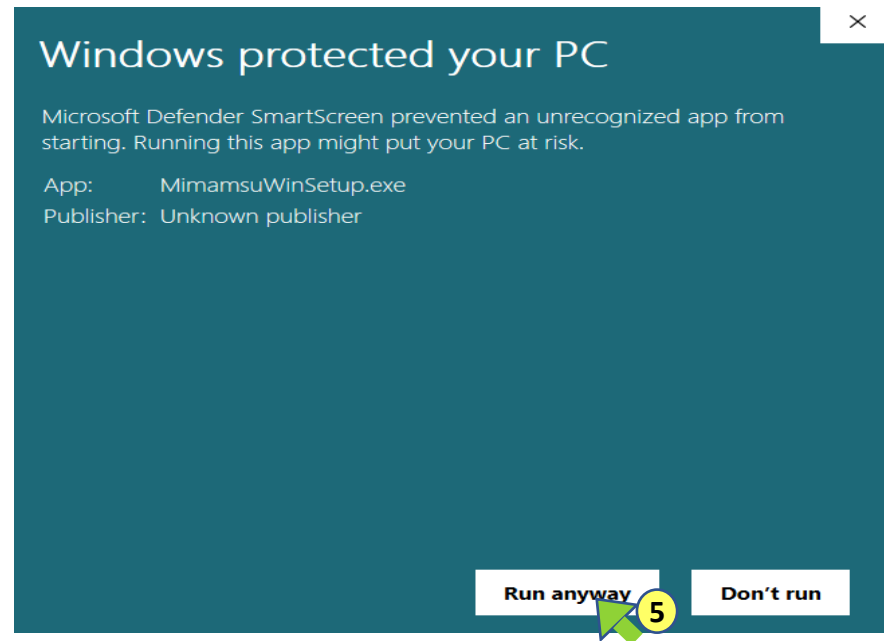
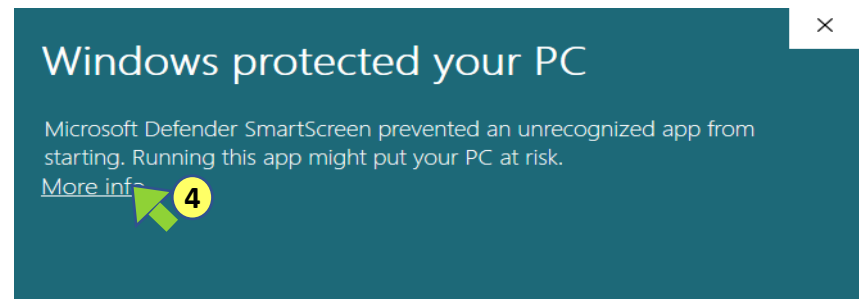
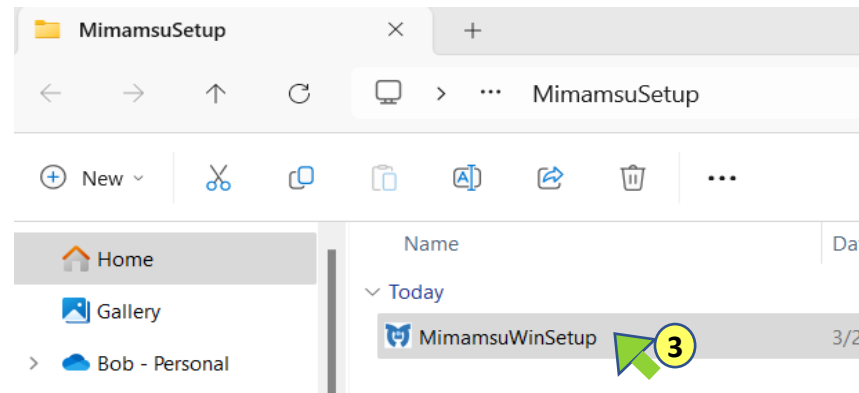
© 2023 UniGenus, LLC

Installation

- Open File Explorer
- Go to Downloads folder
- Right-click on MimamsuSetup.zip and select 'Extract All'
- Press 



- Double-click (or right-click and select 'Open') MimamsuWinSetup
- Press More info
- Press Run anyway



- Select 'Install for me only'
- Press More info
- Press 'Next' button and respond to other prompts.
- Press 'Finish'

